

日照职业技术学院

职业教育质量年度报告

[2022年]

高等职业



内容真实性责任声明

学校对口脱贫帮扶学院 岳昌年度招生（2022）及相关



目 录

前言.....	1
1	3
1.1	3
1.2	7
1.3	10
1.4	15
1.5	17
2	23
2.1	23
2.2	27
2.3	29
2.4	33
2.5	36
3	37
3.1	37
3.2	37
3.3	39
3.4	41
4	42
4.1	43
4.2	43
4.3	43
4.4	45

5	46
5.1	47
5.2	48
5.3	49
5.4	51
5.5	52
6	54

表 目 录

1	2021	6
2	2018 2021	9
3		10
4	2020 2021	11
5		15
6		15
7	2020 2021	16
8		18
9	2020 2021	19
10	2020 2021	20
11	2020 2021	1+X	25
12	2020 2021	30
13	2020 2021	32
14		34
15	2020 2021	52

图目录

1			5
2	2021		10
3	2018	54%	17
4			42
5			42
6			47

案例目录

1	4
2	14
3	23
4	WPS24
5	28
6	32
7	35
8	35
9	44
10	+44
11	46
12	49
13	53

前言

1998

2019


B 2021

2021

+

2020 2021

200		37000	2021
	98.27%		
	3+2	2021	
			41
291.98	19	441.98	2.02
			23
			2
28	3	5	3
	8		
	GDI	TOP1000	2020
90.74			



3000

12



2021

2021

95

2

8

1

7

10

4

3+2 6487
 6078 93.7% 41
 441.98 2.02 291.98
 19 23
 13 4 1
 1
 11
 6
 1 2021

460	446	451.35	1	
462	442	447.73	1	
455	442	445.70	1	
460	441	444.93	1	
448	439	443.40	1	
445	438	440.47	1	
447	438	440.20	1	
449	438	439.97	1	
450	436	441.05	1	
449	434	441.20	1	
445	434	437.00	1	
468	433	441.45	1	
443	432	434.70	1	
443	431	434.87	1	
441	429	433.60	1	
456	428	435.57	1	
454	428	434.40	1	
437	427	431.80	1	
435	427	429.55	1	

	446	425	429.40	1
	452	424	429.93	1
	446	422	430.00	1
	425	417	420.29	1
	458	446	450.23	2
	462	445	449.60	2
	455	444	446.76	2
	458	443	447.00	2
	452	442	444.92	2
	455	440	442.62	2
	455	440	442.00	2
	444	437	438.46	2
	458	435	439.40	2
	464	434	438.88	2
	452	433	436.50	2
	453	431	435.93	2
	455	431	435.45	2
	466	445	448.63	3
()	466	441	445.12	3
	454	439	441.76	3
	450	438	440.85	3
	466	445	448.99	4

2020 11

2020

2021

325

17100

2021 4 5

2021

222

8319

2021

10

5107 98.27% 2020 0.42%

2021 1456

98.71% 2020 98.29% 0.42%

500 528 1.60%

73.77%

2 2018 2021

	2018	2019	2020	2021
	5646	5344	5297	5197
	444	447	831	1138
	5101	4769	4333	3969
	63	71	107	83
	1852	1322	1373	1269
	4380	4215	3431	3194
500	393	511	677	528
%	98.21	97.60	97.49	98.27

2021 815

3100 4500 3866.80 2020


4200

2021

209

34.93% 25.36%

75.12% 24.88%



2

2021

2021

	53800	3.21	3
	6254	37.47/	8/
		1098	

4 2020-2021


1		220.86
2	1+X	318.8
3		309.9
4		237
5		98.815
6		234.75
7		48.6



95.61%



5819



1270

6000

17

22

516

56

2041

14

2177

828

413

88

1367

859.26

5

		2019	2020	2020	2021
1	8000		19		17
2	5000		488		516
3	5000		79		56
4	6000		8		22
5	2000/3000/4000		1918		2041

6

		2019	2020	2020	2021
1	1000/500		1998		2177
2	500		756		828
3	全免/半免/三分之一免		384		413

2020 2021

3

2

8

10

10

7

55

7 2020 2021

1	2020	2
2	2021	2
3	2021	2
4	2021	2
5	2021	2
6		3
7		2
8		2
9		1
10		1
11		4
12		2
13	VR	3
14	+	4
15		1
16		1
17		2
18		1
19		1
20		2
21		3
22		4
23		2
24		1
25		1
26		3
27		1
28		2
29		3
30		4
31		3
32		4
33		3

2018

5938.92

2543.89

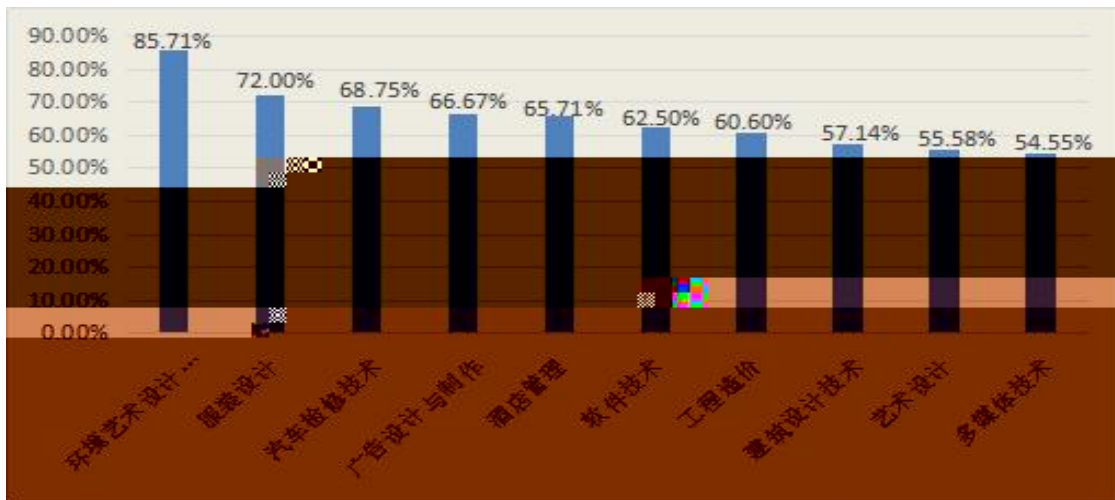
42.8%

41.25% 2018

54%

10

3



3 2018

54%

4



B2B

8



1

2

3

4

5

6

7

8

9

10

11



106

+

9 2020 2021

1



2



3



4



5



6



7

K12



8



9



10



11

BIM



12



13



14

" "



2021

83

4

4.2%

10

10 2020 2021



1

2020.09.02



2

2020.09.02



3

2020.10.16





4

2020.10.16

5



37	2021.04.07
38	2021.04.06
39	2021.04.06
40	2021.04.08
41	2021.03.31
42	2021.03.31
43	2021.03.31
44	2021.04.09
45	2021.05.14
46	2021.05.21
47	2021.

2021


6


2

3

5

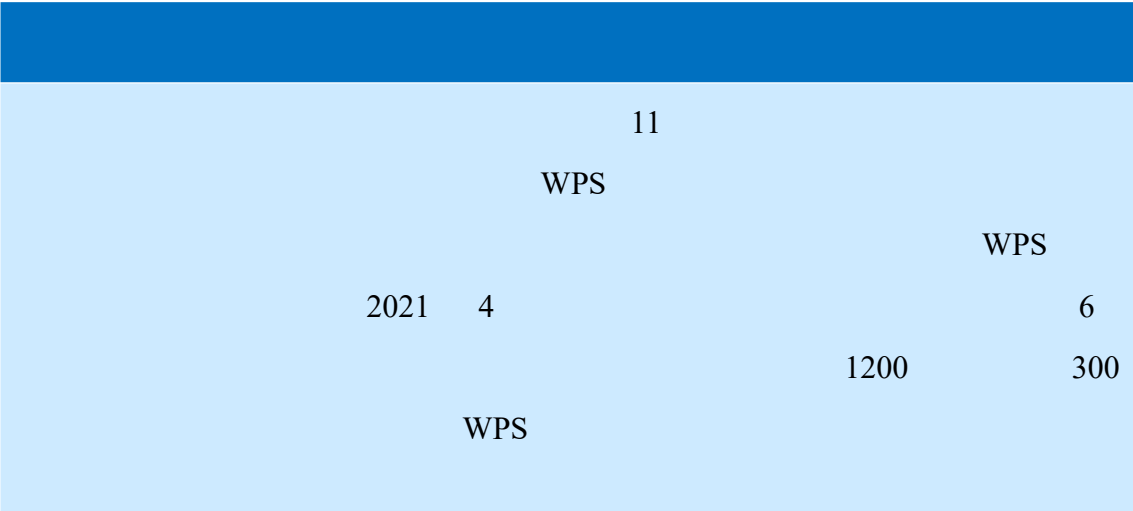
10





2020 2021
68 10 41
WPS 6
12 1+X
BIM

2020 2021
68 10 41
WPS 6
12 1+X
BIM





WPS

11 2020 2021 1+X



1	()
2	()
3	()
4	()
5	()
6	()
7	()
8	()
9	()



10



30	()
31	()
32	()
33	()
34	()
35	()
36	()
37	()
38	5G ()
39	5G ()
40	B2B ()
41	()

35

155

12

1+X WPS

2) $f_{cyp} = \frac{D}{P} = \frac{1}{1+X}$

$E = \frac{D}{P} = \frac{1}{1+X}$

2!

	2020	2021	38	
5	4	25		25
			5124	
1344		156		
12	2020	2021		

	5124
	23
	1344
	38
	5
	4
	25
	8
	25
	30

1+X

+







3



4

5

6


7

8

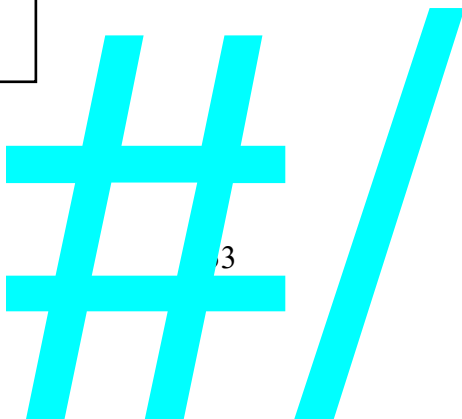
9

10

11



!



3

∇

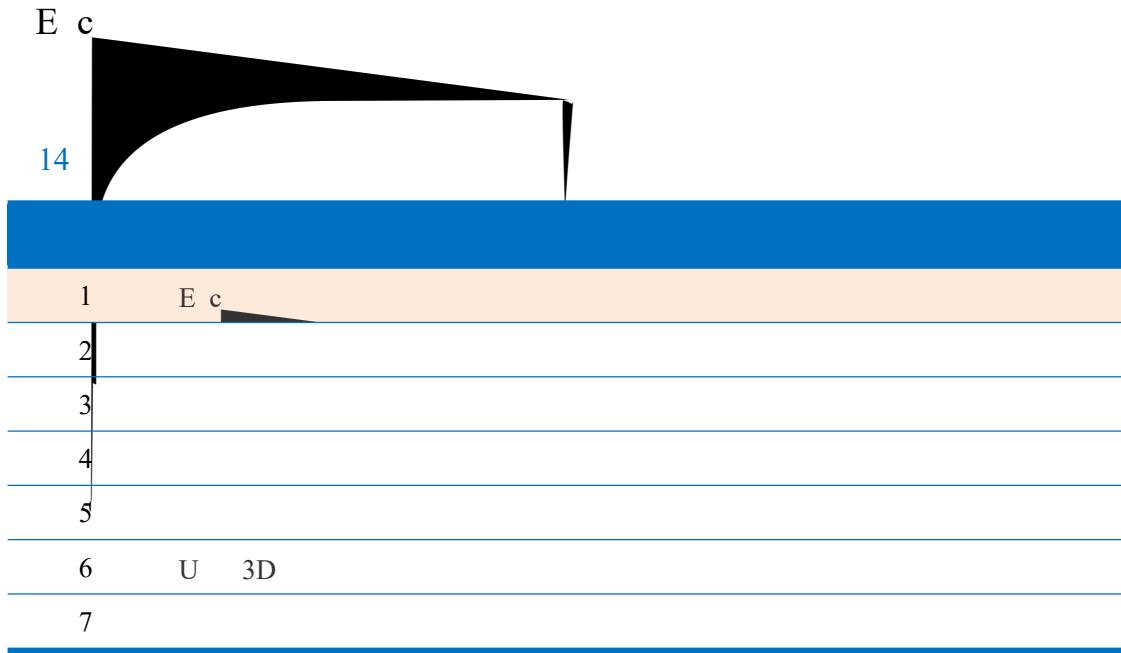
27

18

3 2021

18

6



2021



63%

2021

15

2021

1+X



+


+

15

2020 9

281

14



2287

32.9

31.6

8.2

2020 2021

20

14

2

APP

2021



8

2021

35

2021

39

5

7

5

74

40

56

5

20

2019

2020

100%

26

26

2020

39427.13

8620

13479.33

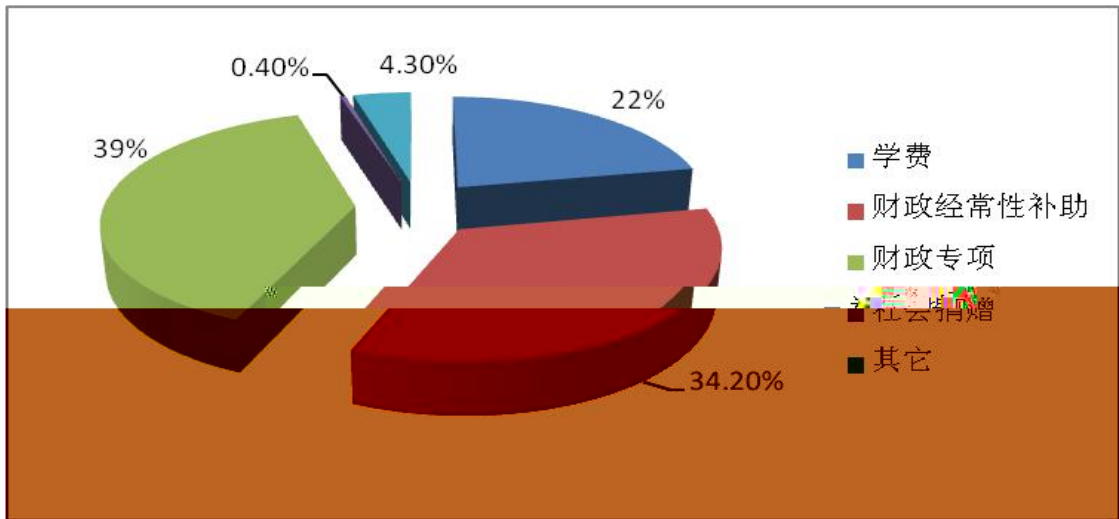
15443

174.8

1710

30

4

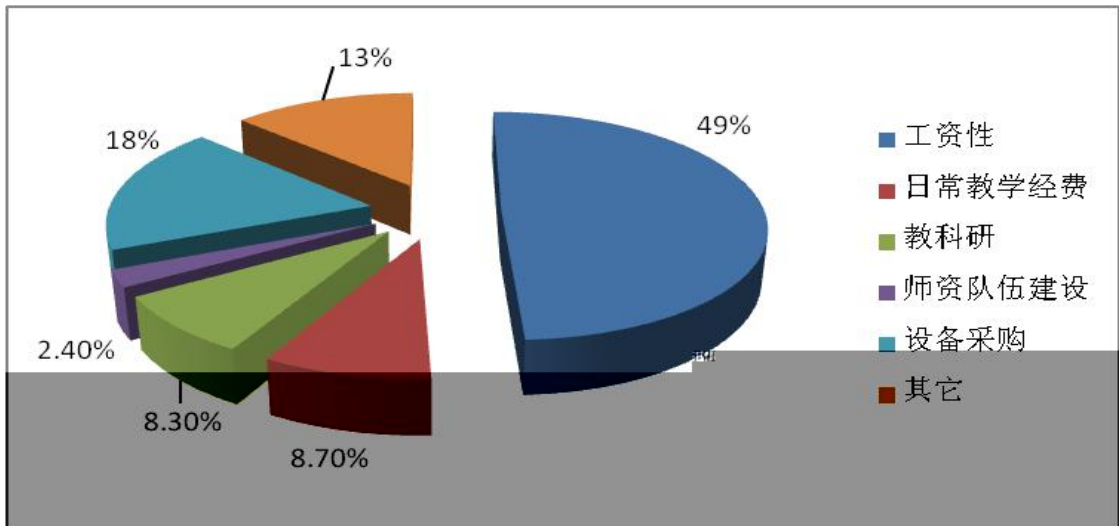


4

2020

35663.88	17516.33
3115.32	2981.32
868.5	6619.61
	4562.8

5



5

62

UK NARIC

SEG

27 2021

27

2021

115

26

15

+

43

9

70



3028

2021 5197

58.26%

1269

41.90%



6

1269

83%

4.0

47

1

2

100



10

20

3

10

50

1096

80



4


50

100

7000

6

245



+

1+N



11

13

5

9

4

30

2

51

1900

2

+


5

15 2020 2021

	1325	66	685	180	23	2279
	2923	171	726	382	77	4279
	359.94	20.7926	151.804		28.485	561.0216

54009

	7307	5791
	2800	
2000	984.0469	
		2020 2021
		5
1		18635



2035

2020 2021

12062		1		%	97.85	98.27
		2		%	81.75	80.23
		3			3842.80	3866.80
		4		%	75.85	73.77
		5		%	99.06	99.38
		6		%	2.02	1.60
		7		%	97.60	100.00
		8		%	46.31	41.25

12062		1			6322	6104		
		2	1		3014	4630		
				%	98.14	99.05		
			2		3014	4630		
				%	97.45	98.47		
		3	1		54	87		
				%	98.21	99.05		
			2		121	148		
				%	98.41	99.16		
			3		268	216		
				%	98.31	98.98		
			4	1		3014	4630	
					%	96.35	97.60	
		2			3014	4630		
				%	97.35	98.70		
		3			3014	4630		
				%	94.33	97.18		
		5			42625	56000		
		6	1		109	109		
			2		12759	4583		

2.1

			2021	2020
1		220	150	70
2		250	200	50
3		550	400	150
4		240	204	36
5		120	52	68
6		126	98	28
7		176	130	46
8		680	650	30
9		238	180	58
10		238	214	24
11		20	4	16
12		96	80	16
13		86	44	42
14		68	52	16
15		60	32	28
16		128	106	22
17		72	72	0
18		46	44	2
19		160	160	0
20		104	80	24
21		950	800	150
22		296	240	56
23		380	320	60
24		38	20	18
25		202	160	42
26		122	98	24
27		100	60	40
28		100	86	14
29		158	132	26
30		66	46	20

			2021	2020
31		226	96	130
32		236	210	26
33		138	118	20
34		166	136	30
35		274	134	140
36		120	98	22
37		202	180	22
38		136	112	24
39		42	16	26
40		132	50	82
41		232	198	34
42		228	186	42
43		76	38	38
44		106	50	56
45		189	152	37
46		227	189	38
47		46	26	20
48		197	155	42
49		206	167	39
50		230	179	51
51		197	169	28
52		244	210	34
53		56	38	18
54		224	176	48
55		194	156	38
56		197	168	29
57		137	120	17
58		112	88	24
59		142	122	20
60		62	46	16
61		34	28	6

			2021	2020
62		116	10	106
63		152	120	32
64	R .D	342	176	166
65		140	120	20
66		94	74	20
67		110	82	28
68		192	154	38
69		138	94	44
70		58	32	26
71		134	110	24
72		258	238	20
73		132	68	64
74		178	142	36
75		64	22	42
76	ERP	328	278	50
77		124	100	24
78		112	97	15
79		98	87	11
80	BIM	181	150	31
81		148	120	28
82		148	130	18
83		644	518	126
84		250	210	40
85		80	26	54
86		92	60	32
87		6	0	6
88		126	106	20
89		372	350	22
90		166	142	24
91		177	35	142
92		183	24	159

			2021	2020
93		214	34	180
94		262	48	214
95		204	46	158
96		221	31	190
97		244	29	215
98		171	25	146
99		223	34	189
100		114	76	38
101		225	57	168
102		193	42	151
103		50	30	20
104		185	45	140
105	FST	98	58	40
106		80	60	20
107		118	96	22
108		205	43	162
109				

12062		1			17.84	13.99
		2		%	90.88	84.45
		3		%	33.77	34.51
		4			2140	2309
					1162	1346
					97	95
		5		Mb	10000	10000
		6		Mb	4480	4480
		7		/	0.67	0.71
8		/	12678.27	10896.56		

12062		1		88	107	
		2		11340	7520	
		3		2006	0	
		4		9540	160	
		5		4	3	(IAPP)
		6		4	4	
				24	24	

12062	1			15678	16872		
				5297	5197		
				5164	5107		
		A :		1373	1269		
		B :		182	190		
		C :		3431	3194		
		D :		677	765		
		: 500		677	528		
		2		1912.50	1337.40		
				32619.74	35120.55		
		3		853.47	995.78		
		4		965.48	690.31		
		5	/	/	85/56	153/67	
			/	/	34/14	136/33	
		6		1	3		
		7		2	33.30		
8		102	129				
9		2299420	2312760				
10		1157.09	984.05				
11		921600	922100				

6

1	13541.32	13627.56
	5651.29	5786.32
	1209	1209
2		

12062

立德 乐学 慎思 敬业

日照职业技术学院

地址：山东省日照市烟台北路16号

邮编：276826

Rizhao Polytechnic

Add:No.16,North Yantai Road,Rizhao City,Shandong Prov

Zip:276826

Tel:+86-633-2987001

Website:www.rzpt.edu.cn